



Table of Contents

[Plenty of Ways to Make Money Into Year-End](#)

- ③ Update – Long REOPEN Basket – Our Highest Conviction View into Year-End
- ③ Fixed Income
 - Long 2-5-30yr US Treasury Butterfly
- ③ Equities
 - Long ETFMG Alternative Harvest ETF (MJ)
 - Long Mexico Equities– EM Value with a Kickstarter
 - Long Chinese Equities
- ③ Foreign Exchange
 - Long EUR/USD
 - Short USD/JPY
 - Short USD/CHF
 - Long SEK/CHF
- ③ Commodities
 - Gold Talking Points & Road Map
- ③ Portfolio Manager Talking Points
- ③ Top Observations

[Tracking Portfolio – Performance Update](#)

As of November 27, 2020, COB: WTD +2.28%, MTD +5.65%, +10.19% YTD **net**

[Tracking Portfolio – Trade Lab](#)

New Trades:

- ③ Long 2-5-30yr US Treasury Butterfly

Closed Trades:

- ③ None

Watch List Additions:

- ③ None

[Admin – Schedule](#)

The next edition of *Sight Beyond Sight* will be delivered **on Thursday, December 3rd, 2020.**

Sunday Edition
November 29, 2020

Tracking Portfolio

[Trade Lab](#)
[Performance](#)
[Twitter @sbtimestamp](#)
[Bloomberg MCRO <go>](#)

Links

[Subscribe Now!](#)
[Newsroom](#)
[View Archive](#)
[Permissions/Reprints](#)

Connect

[Twitter @neilazous](#)
[LinkedIn/neilazous](#)

Comments

Update – Long REOPEN Basket – Our Highest Conviction View into Year-End

In the [November 8th edition of Sight Beyond Sight](#), we reiterated that our reopening basket was our highest conviction idea into the end of the year.

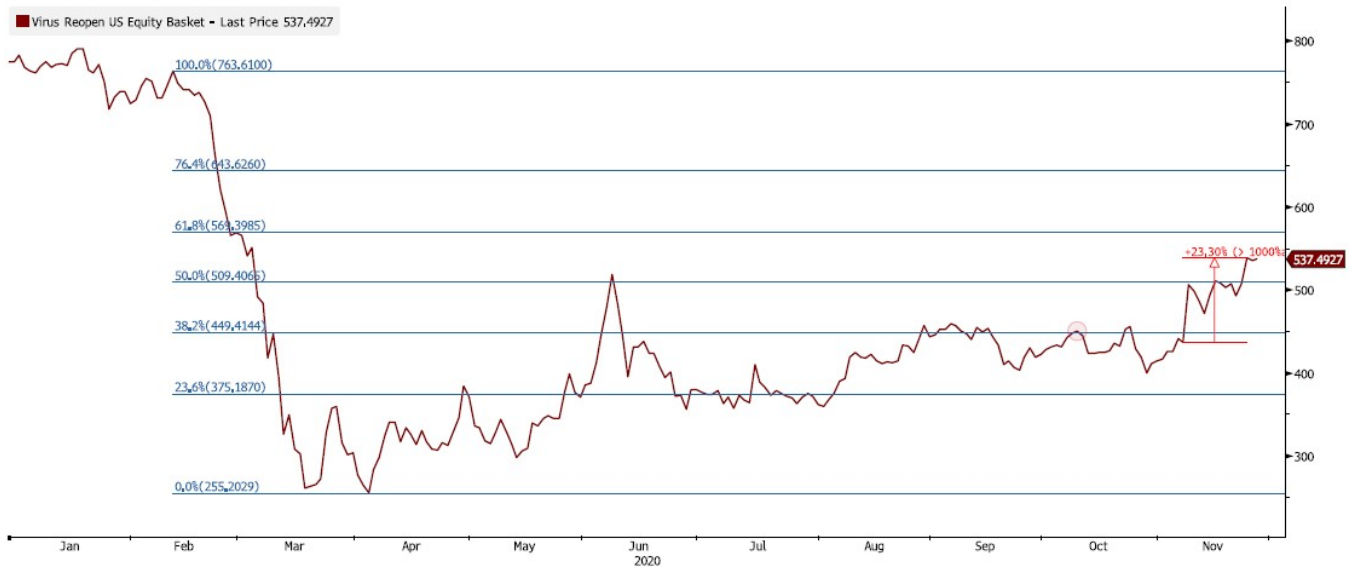
Three vaccine releases later, and the basket is up ~23.30%.

While there is more room to extend higher, we will look to jam stops, take profits, or replace a name quicker as we seek to lock in realized gains.

Virus Reopen US Equity Basket

Equal-Weight (12.5% ea.) Holdings: IWM, RCL, NCLH, AAL, CAKE, HLT, MGM, LVS

■ Virus Reopen US Equity Basket - Last Price 537,4927



Long 2-5-30yr US Treasury Butterfly

In the [November 20th Edition of Sight Beyond Sight](#), we provided a compelling argument why a long 2-5-30yr US Treasury butterfly may be the last best fixed income trade of 2020.

Last Wednesday, the spread reached our entry point, and we implemented the Tracking Portfolio position.

The average move in December for the spread is 17 bps. Therefore, we bet 10 bps of the Tracking Portfolio NAV for every 1 bps move in the spread. Said differently, we believe the reward-to-risk ratio is 1 to 3. So, we are risking 4050 bps to make 120-150 bps.

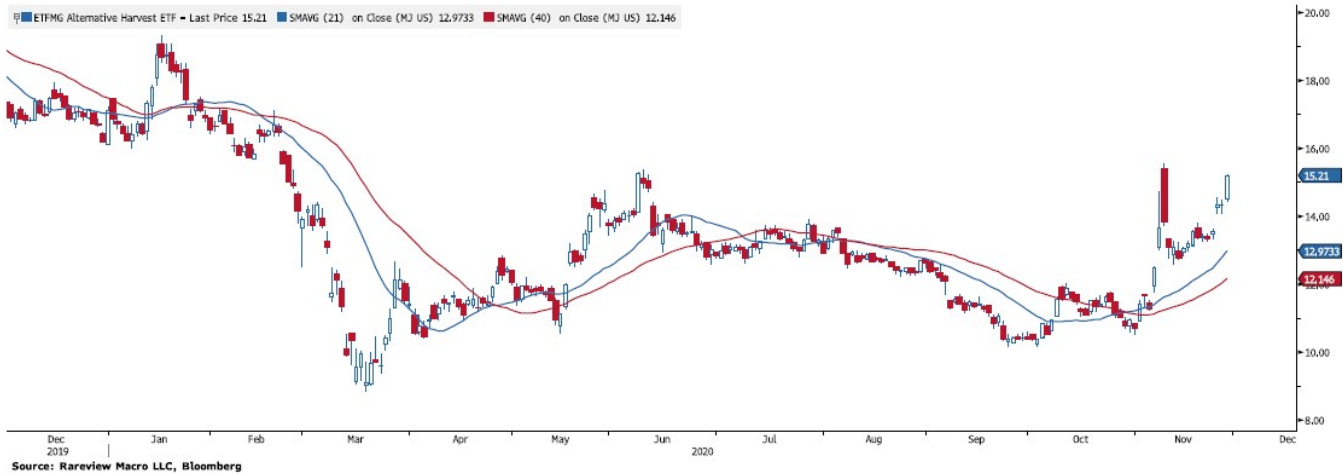
Sidebar: Despite the view that this is an “A trade”, we are not risking more because we are already long a frontend steepener in Eurodollars in much larger size (i.e., EDZ1/EDM3 is a version of 2-5yr steepener, the foreleg of this spread).

Long ETFMG Alternative Harvest ETF (MJ)

Five states legalized marijuana on November 3rd, including New Jersey. On November 4th, both the New York and Connecticut governors said their states are next. On Friday, an updated U.S. House schedule showed a vote would be held this week on marijuana decriminalization. If all else fails, the next Attorney General, after consulting with HHS, can remove marijuana from the controlled substances list.

The short-term trend, as measured by a parallel, up-sloping 21- and 40-day moving average, has been established.

ETFMG Alternative Harvest ETF (symbol: MJ) Attempting to break out of 2020 base - 150-DMAVG Upward Sloping



On an intermediate-term basis, the 150-day moving average recently shifted to upward sloping. Collectively, it is easier to understand why cannabis stocks are attempting to come out of their 2020 base.

Note: Regarding trend, we only pay attention to the 150-DMAVG for intermediate-term changes in its slope.

ETFMG Alternative Harvest ETF (symbol: MJ) Attempting to break out of 2020 base - 150-DMAVG Upward Sloping



Long Mexico Equities – EM Value with a Kickstarter

The story for Mexico entering 2021 includes these chapters:

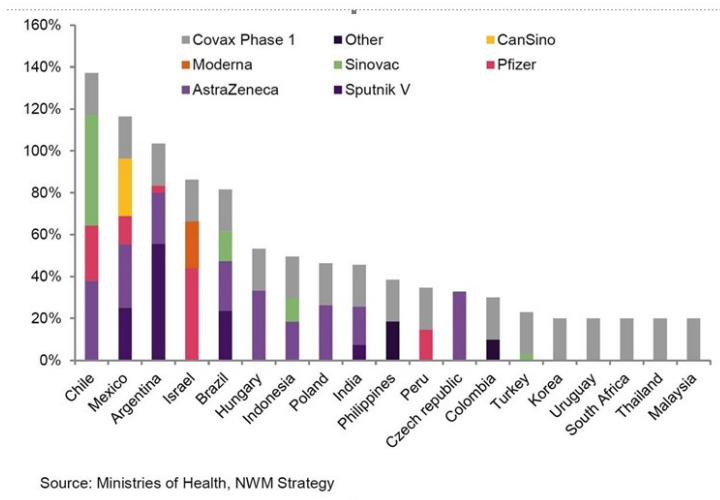
1. Vaccine upside risk highest in MSCI EM
2. 38% earnings beat in 3Q20; positive earnings momentum; upside risk to consensus 2021 EPS growth
3. Valuations cheap (market down 12% this year, underperforming MSCI EM by 19%)
4. US politics are likely more supportive.

We are most interested in vaccine-related outcomes because the re-rating is the swiftest of the supporting arguments.

Said differently, the early EM trade in 2021 will be about how much of its population can each country vaccinate and how fast?

The chart to the right highlights that Chile and Mexico have secured a higher quantity of vaccines than others, specifically Pfizer, Moderna, and AstraZeneca.

Finally, what makes Mexico a value play is a fact that it did little fiscal stimulus relative to the rest of the emerging markets. So, with an external balance in a stronger position, Mexico should benefit disproportionately.



Long Chinese Equities

After forming a cup and handle pattern on the weekly chart, China A50 made an all-time high in November. If you follow classical charting, the follow through higher is playing out as expected.

SGX FTSE China A50 Index Futures (XU1)

Dominant Classical Charting Pattern: Weekly Cup & Handle

SGX FTSE China A50 Futures Contract • Last Price 16882,0



Foreign Exchange

Prior to the US Election, this was the consensus view:

1. Foreign exchange is the cleanest asset class to express a view on a Biden win.
2. The US dollar will weaken 4-6% into the end of the year following a Biden wins.

The only question was, how much leverage do you use regarding a short US dollar basket?

Following the US elections, the weaker US dollar view received an added boost from the vaccine announcements. Emerging markets will outperform the US on the reopening, and foreign central banks one day in the future will remove extraordinary policy faster than the Federal Reserve. Therefore, the US dollar should weaken.

With this sentiment still firmly entrenched, here is where opportunities exist.

Long Euro Exchange Rate (EUR)

In the [November 8th edition of Sight Beyond Sight](#), we said to wake us up at the EUR/USD September 10th high price. Here is what we wrote:

*At the September 10, 2020, European Central Bank (ECB) meeting, the ECB's chief economist, Philip Lane, warned that the euro's appreciation this year has dampened the inflation outlook. He specifically used more hawkish language than President Christine Lagarde and signaled that more monetary stimulus might be needed. **The EUR/USD high that day was 1.1917. Until it takes out that level, the EUR/USD is morphing on a chart. Said differently, there is no trade now.***

After several attempts to break higher mid-last week, on Friday, EUR/USD decisively closed above that level at 1.1963. The September 1st intraday high was 1.2011. Above that level is air on a chart up to 1.25.

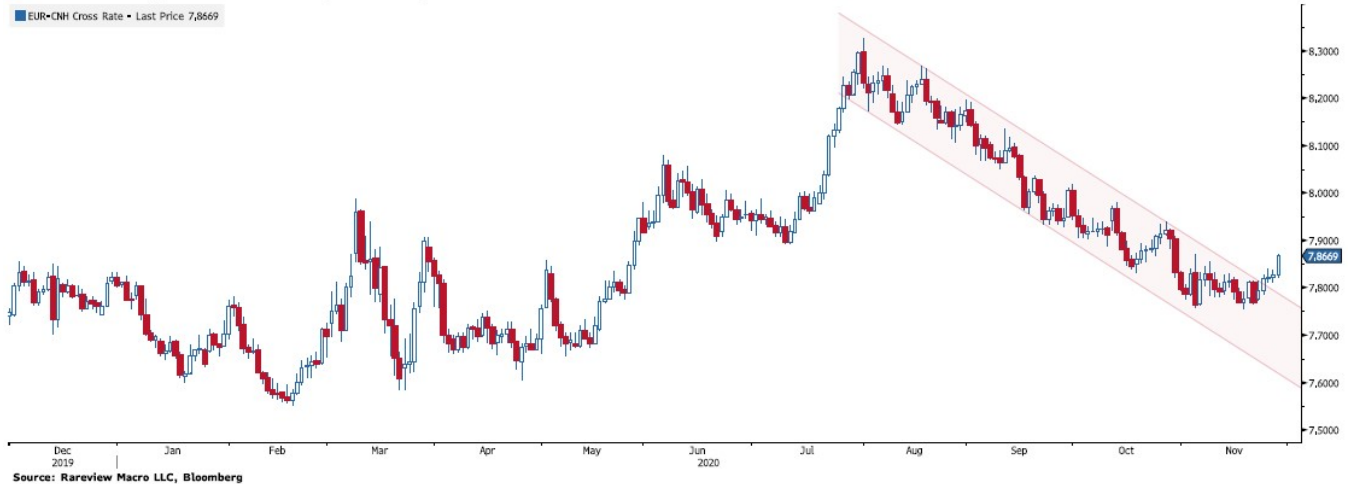
The domino impact on euro crosses was meaningful, especially on the -EUR/+CNH consensus carry trade. As you can see, the downtrend channel was decisively broken.

The critical point here is that the euro is strengthening relative to both the US dollar and the Chinese yuan simultaneously. That is a statement in-of-itself.

EURCNH Spot Exchange Rate - Price of 1 EUR in CNH

Downtrend Channel; Receive Positive Carry on Both Legs

EUR-CNH Cross Rate • Last Price 7,8669



Two Cleanest FX Charts: Short USD/JPY and USD/CHF

The VIX Index traded below 20 last week for the first time since February. Volatility should continue to fall in other safe-haven proxies, like Japanese yen and Swiss franc. The technical setup in USD/JPY and USD/CHF for lower prices also remains strong.

Short USD/JPY

The dominant classical charting pattern is a three-year descending triangle on a weekly basis. On the daily chart, USD/JPY has completed a descending triangle. Said differently, the same daily pattern is launching the weekly pattern.

The Dollar-Yen (USD/JPY) continues to morph at a four-year low. A break below 104.00 targets 101.90.

USDJPY Spot Exchange Rate - Price of 1 USD in JPY
Dominant Classical Charting Pattern: Weekly Descending Triangle Launched By Daily Descending Triangle



Short USD/CHF

The dominant classical charting pattern is a multi-year complex head & shoulder pattern on the weekly chart and an 11-week head & shoulder pattern on the daily chart. Said differently, the same daily pattern is launching the weekly pattern.

The Dollar-Swiss (USD/CHF) continues to morph at a five-year low. The significance of this is that it dates to when the Swiss National Bank EUR/CHF peg was broken. Anecdotally, the SNB has been defending 0.9000 for weeks. There is an argument that once the SNB stands aside, the pair's weakness could be swift. A break of this shelf targets .8770, with a secondary target of .8035.

USDCHF Spot Exchange Rate - Price of 1 USD in CHF
Dominant Classical Charting Pattern: Multi-Year Complex Head & Shoulder Launched by Daily Head & Shoulders



Rarely Looked at FX Pairs Communicate A Lot of Macro Information

Like the pandemic, the primary portfolio construction following the Global Financial Crisis was long safety versus short cyclicals. In foreign exchange, short Swedish krona versus long Swiss franc (-SEK/+CHF) was a prime example. After all, Sweden



is one of the world's cyclical engines of growth, and the Swiss franc is perceived as a safe haven. Some version of this interpretation lasted 10 years until now.

We like to analyze this FX pair because both countries have similar characteristics. Sweden and Switzerland are high capacity, not in the Eurozone, have significant economic exposure to the Eurozone, have comparable current accounts, have similar interest rate structures (i.e., negative yields), have a high standard of living, etc.

So, when something changes regarding this ultimate risk barometer, we pay attention.

Below is a chart of SEK/CHF. There are three observations:

1. A 23.6% Fibonacci retracement going back to the GFC.
2. The 2017-2020 downtrend channel broken.
3. The 2019-2020 head & shoulders pattern completed.

For our non-FX readers, this is a version of a “high-powered” re-opening trade. Said differently, it is like gaining deficit emerging market exposure with a G10 volatility profile or buying small caps, but with a 7 implied volatility product instead of 30.

If you believe in the “Roaring 20’s”, SEK/CHF has communicated that it is one way to capture it.



Gold Talking Points & Road Map

Gold (XAU) closed at 1787.79 last Friday. It has fallen 14.51% from the August high, including closing below the 200day moving average and the key resistance level of \$1780-1800 from 2011-2012.

XAUUSD Spot Exchange Rate - Price of 1 XAU in USD



What is confusing for most gold longs is the decoupling from real interest rates, which is the primary factor that drives the price of gold. For example, the 10yr US real interest rate has fallen from -0.73% to -0.93% since November 9th – gold should be up, not down.

The extrapolation is that a more important theme in the short-term is driving the price of gold. That is, following the Presidential Election and vaccine news, the market has transitioned from pricing a fiscal led recovery to a private sector one. The implications for gold are important to recognize because a “vaccine deflation” has an identifiable outcome, whereas a “fiscal deflation” has an unknown outcome. Add in the recent bitcoin outperformance and it is easier to understand why the yellow metal has now given up half of this year’s gains.

So, what is the outlook for gold now?

The arguments for buying weakness at current prices are:

- ③ Gold has retraced 50% of this year’s gains
- ③ Gold has fallen below the 200-day moving average
- ③ Gold is oversold (i.e., 14-day RSI is 30, 9-day RSI is 24)
- ③ Seasonally, the December to February period is the most bullish
- ③ Every research house has already downgraded its 2021 price targets
- ③ The Street no longer believes in a trillion+ fiscal support before a vaccine
- ③ Positioning is cleaner. PnL pain was the lead driver as investors were caught flat-footed because real rates fell. This suggests that the crowded trade is being unwound, in line with the investment outflows in ETFs.
- ③ The Fed and ECB could ease policy at the December meetings, including increasing the scope of QE

- ③ A Yellen-Powell duo supports gold as Yellen has been vocal about the need for stimulus and has often stated that government spending is needed to boost the natural rate of interest.
- ③ The US Government will continue to spend, and spend big

Conclusion

The problem with the current entry point is that the \$1780-1800 zone tested in 2011-2012 three times led to larger selloffs.

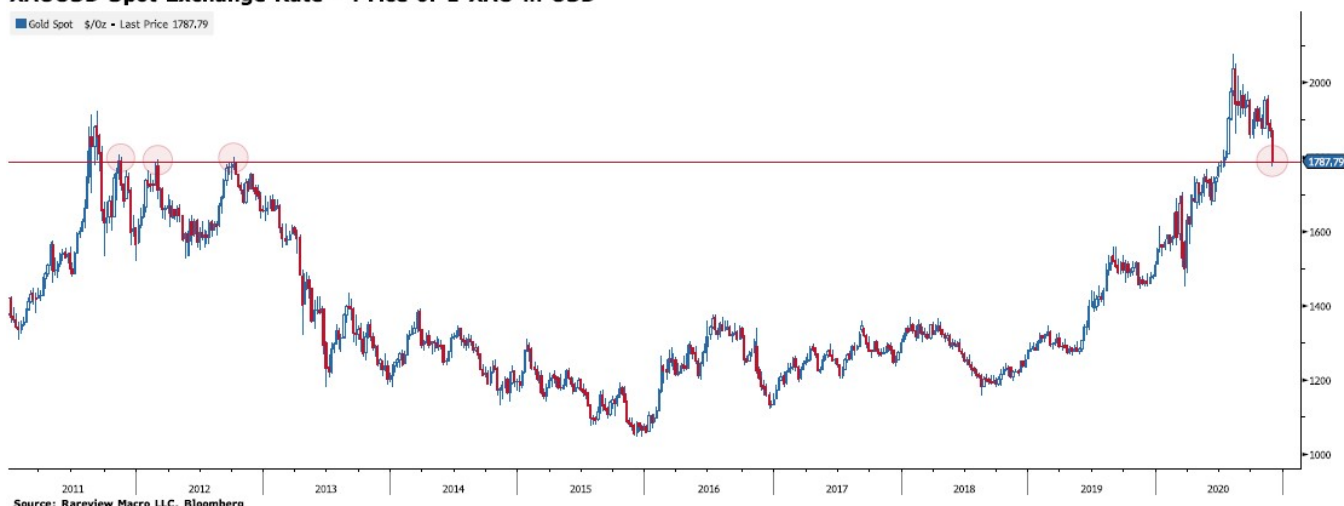
Therefore, gold should not be bought on weakness until the correlation with real interest rates reinserts itself, there is a new low in real interest rates, or fiscal stimulus above \$1 trillion becomes a clear talking point again.

This is especially true given how many are still trapped long at higher prices because they missed the changeover in the factor driving gold in the short-term.

Feb Gold futures (GCG1) closed Friday at 1788.10. At best, you can buy a short-term washout near 1745.50.

XAUUSD Spot Exchange Rate - Price of 1 XAU in USD

■ Gold Spot \$/Oz - Last Price 1787.79

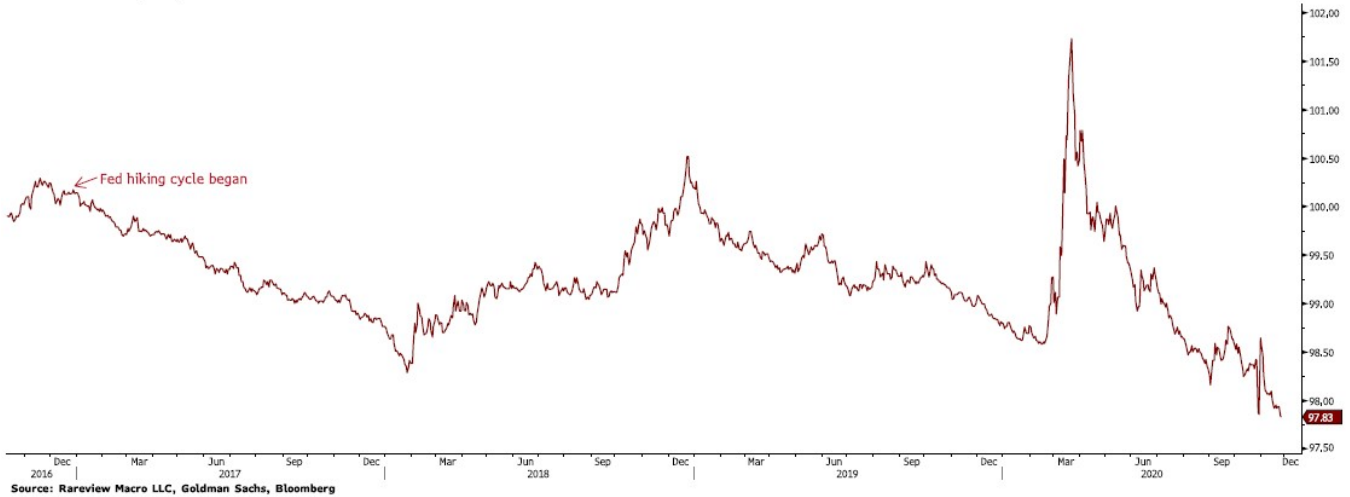


[\[Back to top\]](#)

Portfolio Manager Talking Points

- ③ **It Does Not Get Any Better Than This:** Janet Yellen is back! Fed's balance sheet turning up again. Negative yielding bonds at new highs.
- ③ **If You Are Not Long Energy Now, You Never Will Be:** 3 vaccines = ability to believe in a post-COVID world + global mobility trends showing positive inflection + Brent term structure improving + stocks breaching resistance levels + FOMO kicking in + many energy stocks still -50+% YTD.
- ③ **Fed Could Be in a Tricky Spot When They Meet in December:** Pressure to ease more given increased COVID cases/mitigation measures, especially as fiscal impasse continues. However, Financial Condition Indices have never been easier. It is a problem central banks at the Effective Lower Bound face post market stabilization – that is, how to be counter cyclical?

GS US Financial Conditions Index
Financial Conditions Tightening



③ **Higher vs. Lower Inflation Debate Summaries**

Higher: The basis for our 2021 inflation call is our thesis is that the Keynesian model and the Austrian model are not mutually exclusive but, rather, complimentary, and mutually reinforcing. We believe the massive increase in money supply combined with the unleashing of pent up demand post pandemic will ignite inflation. The pent-up demand created by lockdowns, once unleashed, will overwhelm supply thus causing inflation. Post-pandemic, the massive increase in the money supply that has built up on the sidelines will be released into the economy, causing inflation too. Thus, for Keynesian and Austrian school reasons, simultaneously, inflation will occur. (Source: Larry McDonald)

Lower: We share the view of DM central banks that the COVID-19 shock has been disinflationary and likely to result in a 'sticky' inflation backdrop going forward on the back of the large slack in the economy. At the end of next year, we expect global and DM growth to be around 3.2%-pt and 2.9%-pt, respectively, below their pre-COVID-19 path at the beginning of 2020. Increased price pressure on supply constraints is expected to be only temporary, with more pressure on central banks to deliver additional easing. The sharp growth rebound that took place in 3Q20. (Source: JPMorgan)


Top Observations

- ③ **Mutual Funds Begin to Buy Bitcoin:** It has been widely observed that corporations have started to buy Bitcoin as a Treasury reserve. The same will be said soon about mutual funds. For example, Guggenheim Partners updated their prospectus Friday for the Guggenheim Macro Opportunities Fund (symbol: GIOAX), [see page 81](#):

Exposure to Cryptocurrency: Cryptocurrencies (also referred to as “virtual currencies” and “digital currencies”) are digital assets designed to act as a medium of exchange. The Guggenheim Macro Opportunities Fund may seek investment exposure to bitcoin indirectly through investing up to 10% of its net asset value in Grayscale Bitcoin Trust (“GBTC”), a privately offered investment vehicle that invests in bitcoin. To the extent the Fund invests in GBTC, it will do so through the Subsidiary. The risks associated with exposure to bitcoin are described below.

- ③ **Base Metals Strength to Continue:** The LME metals complex remains red hot, as China's manufacturing engine drives a second wave of stockpiling, sapping metal from the global market, likely in anticipation of a recovering rest-of-world. Thus far, the Middle Kingdom's stockpiling wave continues to drive our real-time commodity demand indicator to new highs, while also fueling a supply risk premium as metal is withdrawn from the global surplus — this is providing another dimension to the rally across LME metals, suggesting it still has room to run. (Source: TD Bank)
- ③ **Crude Oil Signaling:** The 1-year Brent crude oil time spread closed in backwardation on Friday for the first time since February. To be fair, it was 0.01.
- ③ **Energy Sector – Change in Sell-Side Tone**

Bank of America ‘double-upgrades’ energy stocks for 2021



23 November 2020

MACQUARIE

Oil: Rebuilding Length on Vaccines

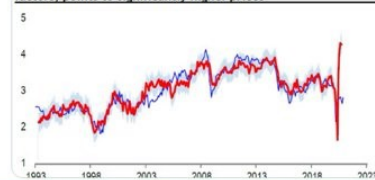
Demand Optimism and Plentiful Dry Powder

David Scutt @Scutt - 22h
Credit Suisse reckons crude continues higher.

“Even accounting for additional risks...we can see oil prices returning to pre-pandemic levels of \$60-65 per barrel if world IP does not collapse or even recovers.”

#OOTT

Figure 5: Our proprietary oil price model based on macro factors, points to significantly higher prices



Jefferies

Equity Strategy
US: Energy: Total Recall
25 November 2020

Key Takeaway
Depending on the investor's perspective energy represents either the best or worst opportunity. The hallmarks of a cyclical downturn have been visible through the scars of capex cuts, M&A, debt restructuring and underperformance. A weak dollar and a rebound in global demand ought to put a floor on share prices. We turn incrementally Modestly Bullish.

Bank of America Bullish on Oil in 2021 as Vaccine Spurs Optimism
2020-11-24 21:13:49.950 GMT

By Gerson Freitas Jr., Yvonne Yue Li and Isis Almeida (Bloomberg) — Oil is set to rally further next year, with natural gas and industrial metals also likely to strengthen, as prospects for a Covid-19 vaccine drive a rebound in the global economy, according to Bank of America Corp. Brent crude, the global benchmark, could reach \$60 a barrel in the summer as the easing of travel restrictions boosts demand for fossil fuels, Francisco Blanch, head of global commodities research, said on a conference call on Tuesday. U.S. natural gas prices could also push higher as production has dropped to levels that are insufficient to meet demand.

Cornerstone Macro | Energy

The Flowing Oil Data Digest: Oil Price Rally Could Be the Real Thing: Risk On buying drives oil through upper bound
[Report Link](#)

- Brent seems to have \$50/b within reach. But there are more questions than answers: How high can this go, can this oil price rally last?
- Generalists have come in to buy oil equities and the commodity, but with weightings at historical lows and risk appetite “on,” who is going to be selling this rally?
- Oil prices will be tested next week. We remain worried that the group will not find that consensus and that fundamentals soften materially

Capital Markets
RBC

EQUITY | RESEARCH

US E&P Comps: A Generational Opportunity

Weekly Valuation Update: November 25, 2020
November 25, 2020

[\[Back to top\]](#)



Newsletter Disclaimer

Sight Beyond Sight is published by and is the property of Rareview Macro LLC ("RVM") and is distributed for informational and educational purposes only. The content of this newsletter is intended for institutions and professional advisers only. This distribution is not intended for use by private clients or retail investors. Sight Beyond Sight is not, and is not intended to be a research report, a recommendation or investment advice, as it does not constitute a substantive research or analysis. It does not take into account the particular investment objectives, restrictions, tax and financial profile or other needs of any specific client or potential client. In addition, the information is not intended to provide a sufficient basis on which to make an investment decision. Any investment decision should only be made after consulting appropriate tax, legal, financial and any other relevant advisors. Subscribers are expected to make their own investment decisions without reliance on this material. Under no circumstances is it to be used or considered as an offer to sell, or a solicitation of any offer to buy securities. While all reasonable care has been taken to ensure that the information contained herein is not untrue or misleading at the time of distribution, RVM makes no representation as to its accuracy or completeness, and it should not be relied upon as such. The market, currency, economic, political, business, technological and other factors upon which our writing are based may change without warning or become outdated and RVM is under no obligation to update any such information. Accordingly, all opinions expressed herein are subject to change without notice.

Neither Rareview Macro LLC, nor any officer, employee or affiliate of RVM, accepts any liability whatsoever for any direct or consequential loss arising from any use of this newsletter or its contents.

WARNING: Subscribers should verify all claims and do their own due diligence before investing in any investment referenced in this publication.

FORWARD LOOKING STATEMENTS: Certain statements made in this publication may be forward looking. Actual future results or occurrences may differ significantly from those anticipated in any forward looking statements due to numerous factors. RVM undertakes no responsibility to update publicly or revise any forward looking statements.

DERIVATIVES: Investing in securities and other investments, such as Options and Futures, is speculative and carries a high degree of risk. Subscribers may lose money trading and investing in such investments. Prior to buying or selling an option, investors must read a copy of the [Characteristics & Risks of Standardized Options](#), also known as the options disclosure document (ODD). It explains the characteristics and risks of exchange traded options.

FOREIGN EXCHANGE: There are risks associated with foreign currency investing, including but not limited to the use of leverage, which may accelerate the velocity of potential losses. Foreign currencies are subject to rapid price fluctuations due to adverse political, social and economic developments. These risks are greater for currencies in emerging markets than for those in more developed countries. Subscribers may lose money investing in such investments. Foreign currency transactions may not be suitable for all investors, depending on their financial sophistication and investment objectives. You should seek the services of an appropriate professional in connection with such matters.

ALTERNATIVES: Investing in alternatives and other investments, such as Hedge Funds, Private Equity or Venture Capital, is speculative and carries a high degree of risk. Subscribers may lose money investing in such investments. Alternative investment fund and account managers may have total trading authority over their funds or accounts; the use of a single adviser applying generally similar investment strategies could lead to a lack of diversification and higher investment risks as a result. There is often no secondary market for an investor's interest in alternative investments, and none is expected to develop.

WRITER NOTICE – RESEARCH & INVESTMENT ADVISORY:

RESEARCH: Rareview Macro LLC is an independent research company and is not a registered investment advisor and is not acting as a broker-dealer under any federal or state securities laws.

Neil Azous is the Founder and Managing Member of Rareview Macro LLC.

Rareview Macro LLC and Neil Azous provides research-related services to clients separate and apart from the position as a publisher/writer of Sight Beyond Sight. In that separate capacity, RVM/Azous may recommend that such clients maintain positions or purchase or sell securities discussed or mentioned in the applicable subscription newsletter. It is also possible that RVM/Azous may recommend that their clients maintain positions or purchase or sell securities that are not mentioned to readers of the subscription newsletter or that conflict with information provided in the subscription newsletter.

There are readers of this subscription newsletter that also receive services and advice from the writer as a client.

In accordance with applicable SEC and FINRA requirements, Rareview Macro LLC may have a marketing relationship with products and services mentioned in this letter for a fee.

Rareview Macro LLC, Sight Beyond Sight, www.rareviewmacro.com, www.sightbeyondsight.com, www.rvmacro.com, [@neilazous](https://twitter.com/neilazous), and [@sbstimestamp](https://twitter.com/sbstimestamp) are not an offering for any investment. They represent only the opinions of Neil Azous. Any views expressed are provided for information purposes only and should not be construed in any way as an offer, an endorsement, or inducement to invest and is not in any way a testimony of, or associated with, Azous' other firms and affiliations.

INVESTMENT ADVISORY: Neil Azous is the Founder and Managing Member of Rareview Capital LLC ("RVC"), an investment advisory firm registered with the SEC.

Rareview Capital LLC may provide complimentary subscriptions of this newsletter to investment advisory clients or prospective clients.

Rareview Capital LLC may market and use the Tracking Portfolio referenced herein with investment advisory clients or prospective clients.



Rareview Macro LLC and Rareview Capital LLC share resources, including staff, physical location, technology, data analytics, and administration.

Certain personnel of Rareview Macro LLC are registered investment adviser representatives of Rareview Capital LLC.

As registered investment adviser representatives of Rareview Capital LLC our personnel must follow Rareview Capital LLC's Compliance Policies and Procedures Manual. Notable compliance policies include (1) prohibition of insider trading or the facilitation thereof, (2) maintaining client confidentiality, (3) archival of electronic communications, and (4) appropriate use of electronic communications, amongst other compliance related policies.

AFFILIATE NOTICE: Affiliates of RVM serve as investment advisers to clients, including registered investment companies and separate accounts. The affiliates may give advice and act with respect to their clients that differs from the information, statements, views and opinions included in this publication. Nothing herein or in the subscription agreement shall limit or restrict the right of affiliates of RVM to perform investment management or advisory services for any other persons or entities. Furthermore, nothing herein or in the subscription agreement shall limit or restrict affiliates of RVM from buying, selling or trading securities or other investments for their own accounts or for the accounts of their clients. Affiliates of RVM may at any time have, acquire, increase, decrease or dispose of the securities or other investments referenced in this publication. RVM shall have no obligation to recommend securities or investments in this publication as result of its affiliates' investment activities for their own accounts or for the accounts of their clients. Rareview Macro LLC may have affiliate agreements in place that may include fee sharing. If you have a business, website or publication and would like to be considered for inclusion in the RVM affiliate program, please [Contact Us](#).

POSITION NOTICE: It should be assumed that, from time, or as of the publication date of this newsletter referencing any instrument or security in Equities, Foreign Exchange, Interest Rates, Commodities, or Credit, RVM (possibly along with or through our partners, affiliates, employees, clients, investors, industry contacts and/or consultants) may have a position in the instrument or security covered herein, and therefore stands to realize gains if the forecasts and judgments about the future presented in this communication prove to be accurate. Following publication of this newsletter, it should also be assumed that we intend to continue transacting in the instruments and securities highlighted therein, and RVM may be long, short or neutral at any time thereafter regardless of the initial position or communication.

THIRD PARTY RESEARCH: Any third-party research report(s) or summary or excerpt of that third-party research report(s) included in Sight Beyond Sight should not be construed as a recommendation, investment advice, endorsement or the opinion of Rareview Macro LLC ("RVM") or any of its officers, employees, and affiliates. You acknowledge that recommendations in the third-party research report(s) to buy, sell, hold, or otherwise consider particular securities are not, and should not be construed as, recommendations or advice to you designed to meet your particular objectives or financial situation.

COPYRIGHT & MONITORING NOTICE: Rareview Macro LLC reserves all rights to the content of Sight Beyond Sight and related materials. The information provided in this newsletter is private, privileged, and confidential information, permitted for your sole individual use as a subscriber. Forwarding, copying, disseminating, or distributing this report in whole or in part, including substantial quotation of any portion of the publication or any release of specific investment recommendations, is strictly prohibited. RVM reserves the right to monitor the use of this publication without disclosure by any electronic means it deems necessary and may change those means without notice at any time. To gain prior written consent, please [Contact Us](#).

WARNING: Significant personal liability and criminal prosecution will occur if there is unauthorized disclosure of this publication. This material is sent to prospective and existing subscribers of RVM.

CANCELLATION NOTICE: Rareview Macro LLC reserves the right to cancel any subscription at any time, and if it does so it will promptly refund to the subscriber the amount of the subscription payment previously received relating to the remaining subscription period and refund policy. Cancellation of a subscription may result from any unauthorized use or reproduction or rebroadcast of any RVM publication, any infringement or misappropriation of RVM's proprietary rights, or any other reason determined in the sole discretion of RVM.